

**IDEAL WINDOW**<sup>TM</sup>  
*Our name says it all!*



PREMIUM VINYL MULTI-PURPOSE  
WINDOWS AND DOORS








## THE IDEAL STORY

*Since Ideal began over 90 years ago, we've been dedicated to manufacturing reliable, energy-efficient windows and doors that are beautiful and worry-free.*

*Ideal began in 1924 when Irving Rogow founded his venetian blind business. By the mid 1930's he employed over 100 people. In 1942, Mr. Rogow patented an innovated venetian blind bracket that is still in use even today.*

*Gold Bond Inc. was established after World War II as a wholesaler of venetian blind supplies. In 1952 Gold Bond began manufacturing storm windows and doors. Due to its huge success in the sale of these products, the company changed its name to Ideal Aluminum Products. In 1972, 315,000 storm windows and doors were produced. At that time Ideal also entered the aluminum replacement window business. Nine years later, Rogow Window Manufacturing Company was established and vinyl windows were manufactured on a limited basis until 1983. In 1983 full-scale manufacturing of vinyl windows began at our new facility on Kennedy Boulevard in Bayonne, New Jersey.*

*Today Ideal employs over 100 people and continues to operate out of two Bayonne locations. We have been and will continue to be a leader in design, manufacturing and marketing of replacement and new construction windows. We are proud to sell windows to the children and grandchildren of some of our original customers.*



## OUR WARRANTY

Ideal's windows and doors have been designed to create a lasting impression, while adding value to your home. Our products are built for durability, security, and energy efficiency and will continue to look like new for years to come. Since we manufacture most of our own products, it's easy to honor your investment with one of the best warranties in the industry. We cover everything from the frame and sash to hardware and screens; it's our way of saying "Thank You". Being respected as a leader in the industry for over 90 years, there is no hidden cost to receive this protection. In fact, you're able to transfer this warranty on to the next homeowner. So relax - we've got you covered.

For more information on Ideal's warranty please visit our website at [www.idealwindow.com/warranty](http://www.idealwindow.com/warranty)



# PerfectFit

W I N D O W S

## PERFECTFIT DOUBLE HUNG WINDOWS

Quality, design, and the reputation of the manufacturer are all attributes of replacement windows to consider. PerfectFit windows are the ultimate choice for superior energy-efficient and durable long-lasting replacement windows.

- ▶ All Ideal windows are made from PVC vinyl frames and sashes. Vinyl is a great insulator, nearly maintenance free, withstanding harsh weather and resists scratching, never peeling, cracking or requiring painting.



Optional Foam Filling

- ▶ Unique raised contour exterior adds elegance to your home
- ▶ Fully welded, multi-chambered sloped sill design provides strength and performance with a classic wood look
- ▶ Teflon coated stainless steel constant force balance system provides smooth operation
- ▶ Electrostatic painted, extruded aluminum half screen is color matched, locking in the down position. Full screen optional

- 1 Virgin vinyl frame and sashes are fusion welded to provide strength and durability
- 2 An interior hidden accessory groove accommodates many profiles for easy installation
- 3 Energy efficient 7/8" insulated glass for excellent performance
- 4 Integral lift rails allow the sashes to be raised and lowered with ease
- 5 Tilt latches are flush mounted offering a clean look allowing you to tilt the window in for easy cleaning
- 6 Welded multi-chambered sloped sill design provides strength with a classic wood look
- 7 Ventilation locks allow the window to vent partially
- 8 Stylish cam locks provide security and stability. Double locks are standard on all double hung windows 26" and wider



Stylish Lock



Low Profile Tilt Latch



Raised Contour Exterior



Steel Reinforcement



Optional Fin frame for New Construction






## PROFESSIONAL DOUBLE HUNG WINDOWS

Our Professional windows are engineered for enduring beauty and performance. These classically styled windows offer a variety of design solutions to meet the ever-changing style, architectural and budgetary needs of the new construction and remodeling professional.



- ▶ Unique raised contour exterior for a stylish look
  - ▶ External glazing provides a smooth and clean appearance when viewed from inside the home
  - ▶ Block and tackle balance system
  - ▶ Multiple frame options for a variety of applications
  - ▶ Electrostatic painted, extruded aluminum half screen is color matched, locking in a down position. Full screen optional
- 1 Fusion-welded frame and sashes provide superior structural strength and create a permanent barrier against air and moisture infiltration
  - 2 Energy efficient 7/8" insulated glass for excellent performance
  - 3 Steel reinforced, integral interlocking meeting rail overlaps and interlocks to seal tightly
  - 4 Integral lift rails are molded into the sash for greater stability allow the sashes to be raised and lowered with ease
  - 5 Low profile tilt latches allow you to tilt the window in for easy cleaning
  - 6 Sloped sill helps prevent water and air infiltration, forcing water to drain to the exterior of the window with a classic wood look
  - 7 Low profile, decorative lock. Double locks are standard on all double hung windows 26" and wider
  - 8 Integral J-Channel and nailing fin simplifies window and sizing installation



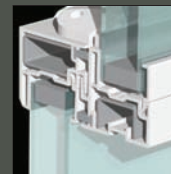
Stylish Lock



Low Profile Tilt Latch



Raised Contour Exterior



Steel Reinforcement



# SLIDER & BASEMENT HOPPER

Slider and Basement Hopper windows are complementary products to all of our product lines. When space is limited, a small slider or vent window provides ventilation for basement or utility rooms. Color matched to all of our products, these windows are both functional and efficient.



## SLIDER

Each of our slider windows feature clean lines offering a streamlined look. An advanced track system allows the sashes to glide smoothly, making them easy to operate. For comfort, easy operation and solid performance our Sliding windows get the job done!

- ▶ Brass rollers on slider sashes for smooth and easy operation
- ▶ 2 or 3-lite units are available



*Brass Rollers on Slider*



*Stylish Lock on Slider*



## BASEMENT HOPPER

Tilting inward, our basement hopper provides both light and ventilation in many hard to accommodate areas in your home. The stainless steel hinges provide durability while the sash tilts inward with easy turn and tilt locks.



## OPTIONAL DRYER VENT




*Available for: Sliders, Hoppers, Picture Window and Double Hungs.*

No need to make holes in your walls with this optional dryer vent. The vent is recessed for added protection from the weather while the trimline quiet louver won't clatter. Designed to keep insects, rodents, and cold air outside of the home.

- ▶ Includes a 4" diameter aluminum pipe and collar
- ▶ Can be mounted vertically or horizontally
- ▶ Louver available in white only

# CASEMENT & AWNING

Our Casement and Awning windows offer exquisite beauty and excellent thermal efficiency. Casement windows open outward to 90° and can be hinged from either left or right, while Awning windows are hinged from the top. Both provide refreshing ventilation when you desire it.



## CASEMENT

Casements add that comfortable look that feels right at home, while also providing maximum ventilation. The stylish beveled sash adds curb appeal while the Truth Encore® folding handle provides a contemporary sleek look that “nests” attractively behind your window treatments.

- ▶ Depending on height, our exclusive multi-point locking system features 2, 3 or 4 keepers which ensures a weather-tight seal
- ▶ High-performance E-Gard™ coating on multi-point locks outperform zinc plated hardware and provides a newer look for years to come
- ▶ Multiple hardware options provide smooth sash operation
- ▶ Optional nailing fin frame for new construction available
- ▶ 1, 2, 3, 4 or 5-lite configurations are available



## AWNING

Awning windows are appropriate for many styles of homes and look intriguing when grouped together with other windows. Hinged at the top, these windows provide ventilation while preventing rain from entering the home.

- ▶ Truth Encore™ folding handle offers a smooth, contemporary look with minimal interference with window treatments
- ▶ High-performance E-Gard™ coating on hardware outperforms common zinc plated hardware and provides a newer look for years to come
- ▶ 1, 2, 3, or 4-lite vertical or horizontal configurations are available



## FEATURES & OPTIONS



Folding Handle



Multi-Point Lock



Stylish Beveled Sash



New Construction Fin Available with Extension Jamb



Continuous Master Frame

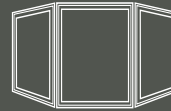



Stainless Steel Coastal Hardware



# BAYS & BOWS

Increase your interior space and add a panoramic view simply by adding a bay or bow window. Our bay and bow windows will introduce additional natural light into your home, and make any room appear larger.



## BOWS

Extending out to create the illusion of a rounded wall, a bow window consists of three or more adjoining casement windows with a slight projection.

- ▶ Available in three, four or five lites with your choice of 9 or 15 degree configurations
- ▶ 7/8" insulated glass and foam filled posts on all bow units deliver excellent thermal performance
- ▶ Furniture grade unfinished birch veneer can be finished to match any interior
- ▶ Casement windows can be fixed or operable, venting in either left or right direction
- ▶ Custom sizing and extended jamb depths for the perfect fit in any design choice



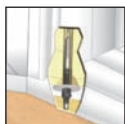
## BAYS

Add a panoramic view and increase the sense of openness to any room. A bay window is usually composed of three individual windows; the center fixed picture window and either two double hung or casement flankers offering a look from contemporary to colonial.

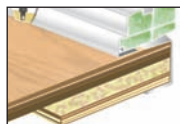
- ▶ Available in 30° or 45° angle configurations to meet your design standards
- ▶ The center unit can be made operational or can be split into multiple units for additional design capabilities
- ▶ Furniture grade unfinished birch veneer can be finished to match any interior
- ▶ 7/8" insulated glass and foam filled posts on all bay units deliver energy efficiency
- ▶ Custom sizing and extended jamb depths for a beautiful fit in virtually any architecture




## FEATURES & OPTIONS



Factory Installed  
Cable Support System



Optional **Maxx-Bay® TK**  
Insulated Seatboard



All seatboards are made using PureBond®, a  
non toxic formaldehyde free coating




# ENDLESS OPTIONS

High-quality options are available with the PerfectFit and Professional product lines. With more interior options and grid styles, your windows can easily match or coordinate your architectural design without compromising the budget.

## GRID STYLES AND PATTERNS




Contour or Flat



Pencil Grids



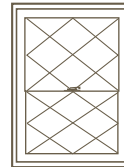
Simulated Divided Lites



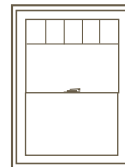
Colonial




Prairie



Diamond



Craftsman



### ULTRAVUE SCREEN

This excellent visibility insect screen provides better clarity and more light through your windows.



### OBSCURE GLASS

Let light in while still maintaining privacy.



### NEW ENGLAND TRIM KIT

We provide both the builder and homeowner with a traditional factory applied 3" wide flat casing on three sides with a stylish bull nose sill. This eliminates the need to add after market decorative trim or molding.



One-touch operation

### BLINDS BETWEEN THE GLASS

Features a hidden cord and easily raise, lower, and tilt with a light touch.

Please see an Ideal sales representative for availability on all options.

## GEOMETRIC SHAPES

From picture windows, octagons, and trapezoids to full and half circles and more, Ideal can custom craft almost any window to help your home look distinctive. Our shapes allow you to create beautiful views and provide dynamic space, light, and style, opening up any room to more sun and picturesque views.



Octagon



Half Circle



Full Circle



Trapezoid



Quarter Circle



Circle Top with Legs



Quarter Round with Legs





# ENERGY EFFICIENT OPTIONS

With the majority of an Ideal window being made up of glass, picking the right glass package is critical. Here at Ideal, we offer a wide range of packages to meet the performance that is right for you.



Dual pane I.G. unit featuring one surface of softcoat LowE Glass.  
Airspace filled with 95% Argon Gas.  
Ultra Intercept Spacer.

Double strength glass featuring one surface of softcoat LowE Glass.  
Airspace filled with 95% Argon Gas.  
Frame and sashes are foam filled.  
Ultra Intercept Spacer.

Dual pane I.G. unit featuring one surface of Triple Silver LowE Glass.  
Airspace filled with 95% Argon Gas.  
Frame and sashes are foam filled.  
Ultra Intercept Spacer.

Triple pane I.G. unit featuring two surfaces of softcoat LowE Glass.  
Airspace filled with a blend of 45% Argon and 45% Krypton Gas.  
Frame and sashes are foam filled.  
Warm Edge Intercept Spacer.


U-Value	.30	.28	.27	.20
Solar Heat Gain Coefficient	.28	.28	.22	.24
Visible Light Transmittance	.50	.50	.48	.38

**NOTE:** Professional Series is available only with the Energy Elite or Energy Smart packages.

### Double Hung Total Unit Performance

Total Unit calculations are derived from computer simulations that are then verified by 3rd party testing in accordance with NFRC 100-04. Total unit performance is based on windows without grids.

## NFRC LABEL RATINGS

 <b>Ideal Window Mfg.</b> DT PerfectFit Double Hung Window <b>IAP-M-25-00166-00001</b> Vinyl Foam Filled Frame and Sash Energy ELITE Package	
ENERGY PERFORMANCE RATINGS	
U-Factor (U.S./I-P)	Solar Heat Gain Coefficient
<b>0.27</b>	<b>0.22</b>
ADDITIONAL PERFORMANCE RATINGS	
Visible Transmittance	≤ <b>0.3</b>
<b>0.48</b>	

We know our Ideal windows and patio doors are energy efficient. But don't take our word for it. All Ideal products are rated, certified and labeled for U-Value, Solar Heat Gain, Visible Transmittance, Air Leakage and Condensation Resistance by the National Fenestration Rating Council (NFRC).


**Standard NFRC testing for air leakage requires all labels to read less than or equal to .3. The PerfectFit double hung has an actual rating of 0.09.**



# SUNVIEW SLIDING PATIO DOORS

## BUCKINGHAM-ECO

premium vinyl patio door series



**Mechanical frame with vinyl wrapped eco-friendly composite core**

- ▶ Optional nailing fin
- ▶ Steel reinforced mechanical sash for added strength and durability
- ▶ Fully weatherstripped frame and sash provides superior resistance to air and water infiltration
- ▶ 1" thick tempered insulated with LowE and argon gas
- ▶ Multi-point lock offers additional security
- ▶ Available in 2, 3 and 4-panel configurations
- ▶ Custom sizes made from 52" to 189" wide and up to 96" tall
- ▶ DP-55 structural performance
- ▶ Ultra smooth rolling hardened nylon tandem rollers

## HAMPTON

fusion welded vinyl patio door series

- ▶ Optional nailing fin
- ▶ Heavy duty fully welded frame and sash that enhances thermal efficiency
- ▶ Fully weatherstripped frame and sash provides superior resistance to air and water infiltration
- ▶ Reinforced meeting rails and pull handle for added strength and durability
- ▶ Double weatherstripped interlock and reinforced meeting rails provide extra weather protection
- ▶ Full 1" thick tempered insulated glass provides enhanced energy savings
- ▶ Available in 2, 3, and 4 panel configurations
- ▶ Custom sizes made from 52" to 144" wide and up to 96" tall

## OPTIONS

Standard Elite



Optional Euro with Key Lock



Elite & Euro



White

Elite



Almond

Elite & Euro



Black

Euro



Satin Nickel

Euro



Black Nickel

Euro



Brass

All hardware available in solid colors inside and out.  
Metal finishes offered in two-tone optional white or black on the outside.

## COLORS



White



Almond



Clay/White



Brown/White



Bronze/White



Oak/White




Cherry/White

\*Oak & Cherry available in Buckingham only



Kick Lock



Security Bar



\*\*Guardian Security Lock



V-Groove Glass



Flat or Contour Grids



\*\*Blinds Between the Glass

\*\*Available in Buckingham Door only



Pet Resistant Insect Screen





# IDEAL SLIDING PATIO DOORS

## SERIES 1000

fully assembled vinyl patio door series

- ▶ Heavy duty fully welded frame and sash with a 0.95" wall thickness that enhances thermal and sound transmission, offering a more comfortable and quieter home
- ▶ Removable sill track with stainless steel roller track cap assures smooth, maintenance-free operation
- ▶ Fully weatherstripped frame and sash provides superior resistance to air and water infiltration
- ▶ Reinforced meeting rails and pull handle for added strength and durability
- ▶ Removable nailing fin for replacement applications
- ▶ Double weatherstripped interlock and reinforced meeting rails provide extra weather protection
- ▶ Full 1" thick tempered insulated glass provides enhanced energy savings
- ▶ Custom sizes are available
- ▶ Three standard side-lites and two transoms available

## OPTIONS

### DELUXE HANDLE / KEYLOCK

Deluxe handles with key locks standard in almond and two-tone doors.

Optional on white doors.



**Brass**

**Brushed Chrome**

### MULTI-POINT LOCK WITH FOOTLOCK



A unique locking system that secures the door in two or more places for added security



Standard with all multi-point locks. Provides added security.

### COLORS



*Linen*

*Almond*

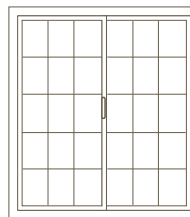
*Clay/Linen*

*Sahara Brown/Linen*

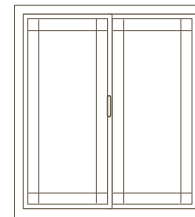
### GRIDS



Grids are placed inside the insulated glass unit, making cleaning a breeze.



*Colonial*



*Prairie*



Making quality windows and doors in the United States for over 90 years

Ideal Window Mfg.  
100 West 7th Street • Bayonne, NJ 07002  
Tel: 800-631-3400 • Fax: 800-758-7528

[www.idealwindow.com](http://www.idealwindow.com)



8.15 / 4m

